



TTI  
SUCCESS  
INSIGHTS®

## Sales

Gregg Sample

Owner

Sample

5-21-2013

TTI ATLANTA  
101 West Ridge Ct.  
La Porte City, IA 50651  
800-466-2468  
[www.ttiatlanta.com](http://www.ttiatlanta.com)



**company**



## Introduction

**Behavioral research suggests that the most effective people are those who understand themselves, both their strengths and weaknesses, so they can develop strategies to meet the demands of their environment.**

A person's behavior is a necessary and integral part of who they are. In other words, much of our behavior comes from "nature" (inherent), and much comes from "nurture" (our upbringing). It is the universal language of "how we act," or our observable human behavior.

**In this report we are measuring four dimensions of normal behavior. They are:**

- how you respond to problems and challenges.
- how you influence others to your point of view.
- how you respond to the pace of the environment.
- how you respond to rules and procedures set by others.

This report analyzes behavioral style; that is, a person's manner of doing things. Is the report 100% true? Yes, no and maybe. We are only measuring behavior. We only report statements from areas of behavior in which tendencies are shown. To improve accuracy, feel free to make notes or edit the report regarding any statement from the report that may or may not apply, but only after checking with friends or colleagues to see if they agree.

*"All people exhibit all four behavioral factors in varying degrees of intensity."  
—W.M. Marston*













## Selling Tips

*This section provides suggestions on methods which will improve Gregg's communications when selling to different styles. The tips include a brief description of typical people in which he may interact. By adapting to the communication style desired by other people, Gregg will become more effective in his communications with them. He may have to practice some flexibility in varying his communication style with others who may be different from himself. This flexibility and the ability to interpret the needs of others is the mark of a superior salesperson.*

### **When selling to a person who is dependent, neat, conservative, perfectionist, careful and compliant:**

- Prepare your "presentation" in advance.
- Stick to business--provide fact to support your presentation.
- Be accurate and realistic--don't exaggerate.

#### **Factors that will create tension:**

- Being giddy, casual, informal, loud.
- Wasting time with small talk.
- Being disorganized or messy.

### **When selling to a person who is ambitious, forceful, decisive, strong-willed, independent and goal-oriented:**

- Be clear, specific, brief and to the point.
- Stick to business. Give an effective presentation.
- Come prepared with support material in a well-organized "package."

#### **Factors that will create tension:**

- Talking about things that are not relevant to the issue.
- Leaving loopholes or cloudy issues.
- Appearing disorganized.

### **When selling to a person who is patient, predictable, reliable, steady, relaxed and modest:**

- Begin with a personal comment--break the ice.
- Present yourself softly, nonthreateningly and logically.
- Earn their trust--provide proven products.

#### **Factors that will create tension:**

- Rushing headlong into the interview.
- Being domineering or demanding.
- Forcing them to respond quickly to your questions.

### **When selling to a person who is magnetic, enthusiastic, friendly, demonstrative and political:**

- Provide a warm and friendly environment.
- Don't deal with a lot of details, unless they want them.
- Provide testimonials from people they see as important.

#### **Factors that will create tension:**

- Being curt, cold or tight-lipped.
- Controlling the conversation.
- Driving on facts and figures, alternatives, abstractions.









# Descriptors

Based on Gregg's responses, the report has marked those words that describe his personal behavior. They describe how he solves problems and meets challenges, influences people, responds to the pace of the environment and how he responds to rules and procedures set by others.

Demanding Egocentric Driving Ambitious Pioneering Strong-Willed Forceful Determined Aggressive Competitive Decisive Venturesome Inquisitive Responsible	Effusive Inspiring Magnetic Political Enthusiastic Demonstrative Persuasive Warm Convincing Polished Poised Optimistic Trusting Sociable	Phlegmatic Relaxed Resistant to Change Nondemonstrative Passive Patient Possessive Predictable Consistent Deliberate Steady Stable	Evasive Worrisome Careful Dependent Cautious Conventional Exacting Neat Systematic Diplomatic Accurate Tactful Open-Minded Balanced Judgment
<b>Dominance</b>	<b>Influencing</b>	<b>Steadiness</b>	<b>Compliance</b>
Conservative Calculating Cooperative Hesitant Low-Keyed Unsure Undemanding Cautious Mild Agreeable Modest Peaceful Unobtrusive	Reflective Factual Calculating Skeptical Logical Undemonstrative Suspicious Matter-of-Fact Incisive Pessimistic Moody Critical	Mobile Active Restless Alert Variety-Oriented Demonstrative Impatient Pressure-Oriented Eager Flexible Impulsive Impetuous Hypertense	Firm Independent Self-Willed Stubborn Obstinate Opinionated Unsystematic Self-Righteous Uninhibited Arbitrary Unbending Careless with Details

















# Action Plan

## Professional Development

1. I learned the following behaviors contribute positively to increasing my professional effectiveness: (list 1-3)

---

---

---

2. My report uncovered the following behaviors I need to modify or adjust to make me more effective in my career: (list 1-3)

---

---

---

3. When I make changes to these behaviors, they will have the following impact on my career:

---

---

---

4. I will make the following changes to my behavior, and I will implement them by \_\_\_\_\_:

---

---

---



# Action Plan

## Personal Development

1. When reviewing my report for personal development, I learned the following key behaviors contribute to reaching my goals and the quality of life I desire: (list 1-3)

---

---

---

2. The following behaviors were revealed, which show room for improvement to enhance the quality of my life: (list 1-3)

---

---

---

3. When I make changes to these behaviors, I will experience the following benefits in my quality of life:

---

---

---

4. I will make the following changes to my behavior, and I will implement them by \_\_\_\_\_:

---

---

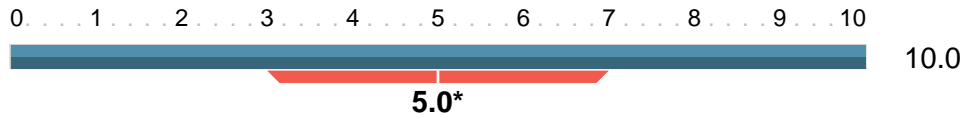
---



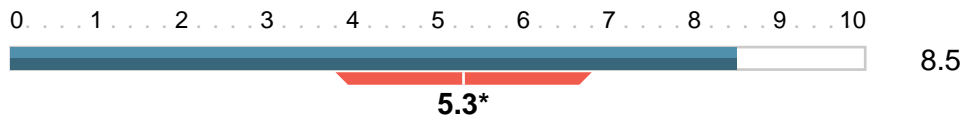
# Behavioral Hierarchy

The Behavioral Hierarchy graph will display a ranking of your natural behavioral style within a total of twelve (12) areas commonly encountered in the workplace. It will help you understand in which of these areas you will naturally be most effective.

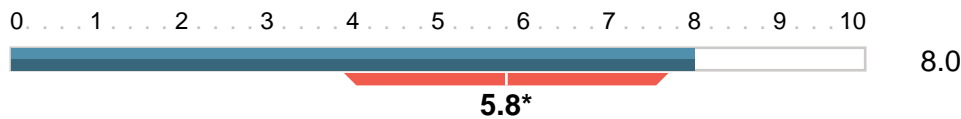
**1. Competitiveness** - Tenacity, boldness, assertiveness and a "will to win" in all situations.



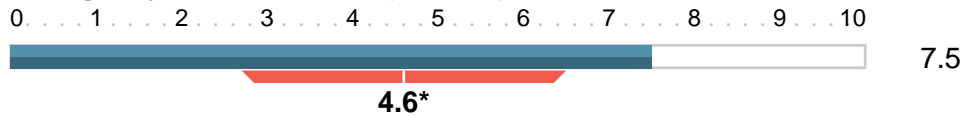
**2. Frequent Change** - Moving easily from task to task or being asked to leave several tasks unfinished and easily move on to the new task with little or no notice.



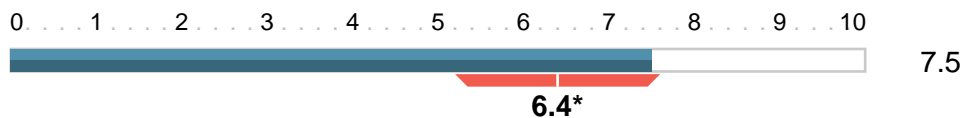
**3. Frequent Interaction with Others** - Dealing with multiple interruptions on a continual basis, always maintaining a friendly interface with others.



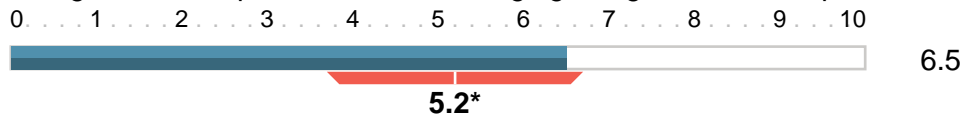
**4. Urgency** - Decisiveness, quick response and fast action.



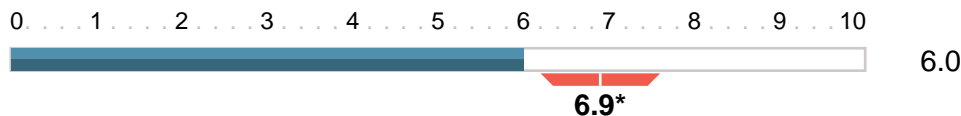
**5. People Oriented** - Spending a high percentage of time successfully working with a wide range of people from diverse backgrounds to achieve "win-win" outcomes.



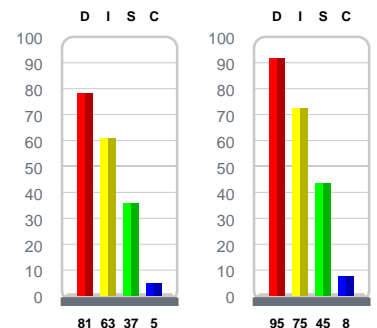
**6. Versatility** - Bringing together a multitude of talents and a willingness to adapt the talents to changing assignments as required.



**7. Customer Relations** - A desire to convey your sincere interest in them.



Adapted Style      Natural Style



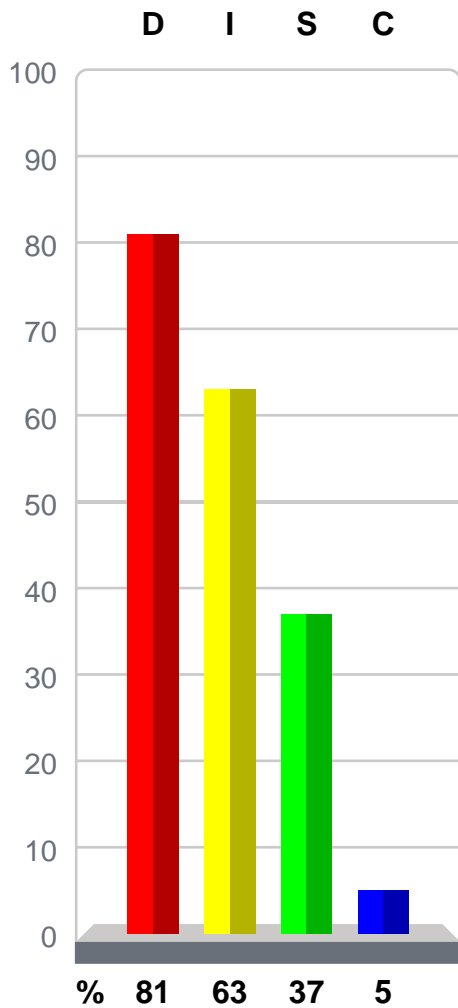




# Style Insights® Graphs

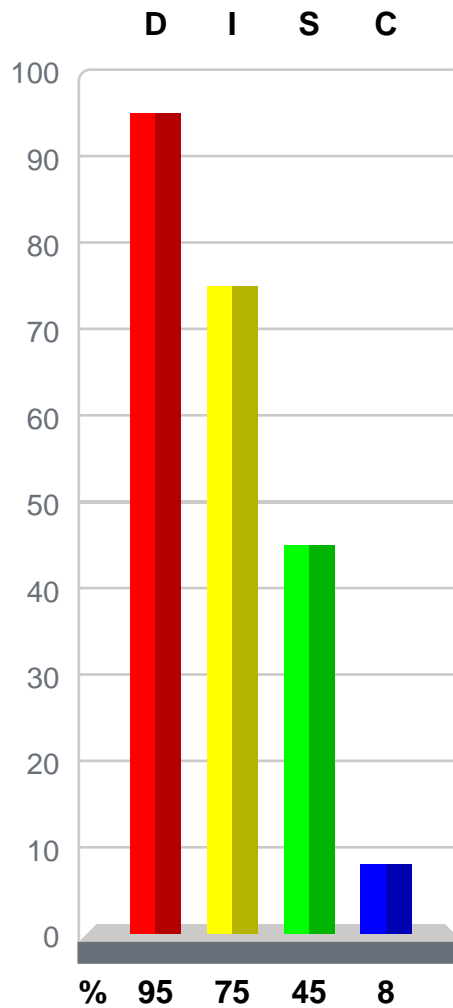
## Adapted Style

### Graph I



## Natural Style

### Graph II



Norm 2011 R4



## The Success Insights® Wheel

The Success Insights® Wheel is a powerful tool popularized in Europe. In addition to the text you have received about your behavioral style, the Wheel adds a visual representation that allows you to:

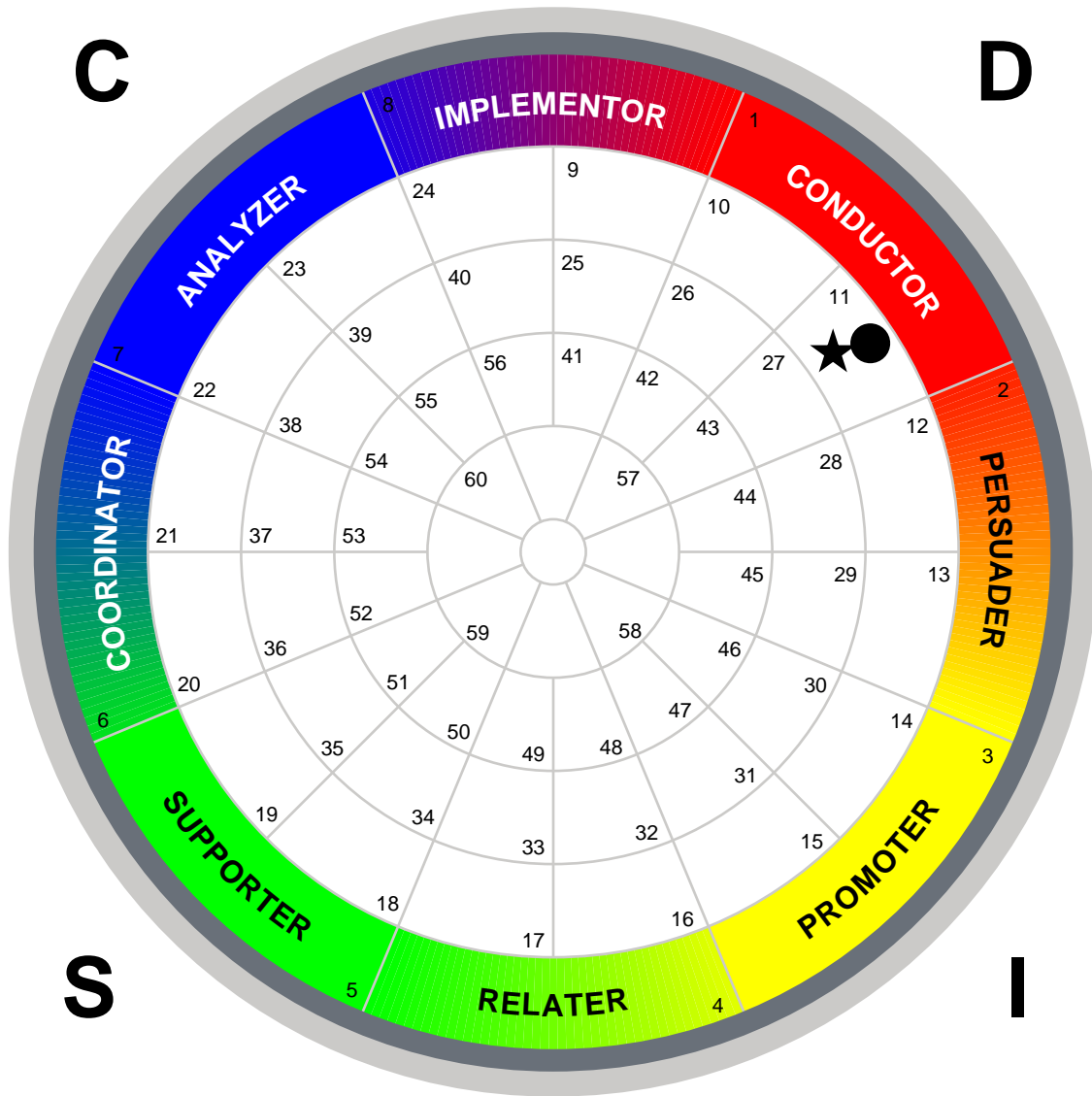
- View your natural behavioral style (circle).
- View your adapted behavioral style (star).
- Note the degree you are adapting your behavior.
- If you filled out the Work Environment Analysis, view the relationship of your behavior to your job.

Notice on the next page that your Natural style (circle) and your Adapted style (star) are plotted on the Wheel. If they are plotted in different boxes, then you are adapting your behavior. The further the two plotting points are from each other, the more you are adapting your behavior.

If you are part of a group or team who also took the behavioral assessment, it would be advantageous to get together, using each person's Wheel, and make a master Wheel that contains each person's Natural and Adapted style. This allows you to quickly see where conflict can occur. You will also be able to identify where communication, understanding and appreciation can be increased.



# The Success Insights® Wheel



Adapted: ★ (11) PERSUADING CONDUCTOR  
Natural: ● (11) PERSUADING CONDUCTOR

Norm 2011 R4